



as of census 2021

POPULATION

Total Population 4,961,412

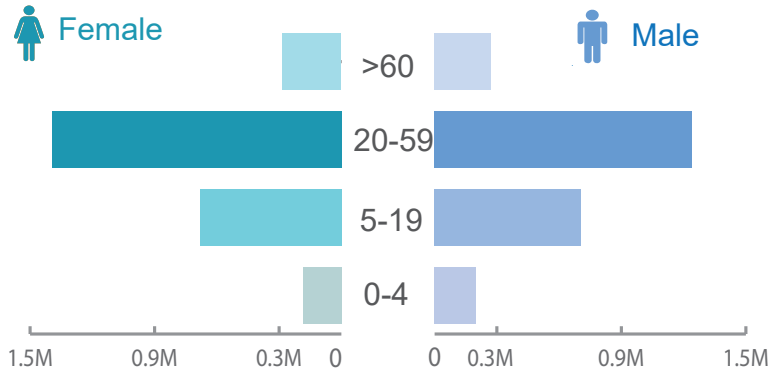
Total Households 1,191,556

Male 2,417,328

Average HH Size 4.16

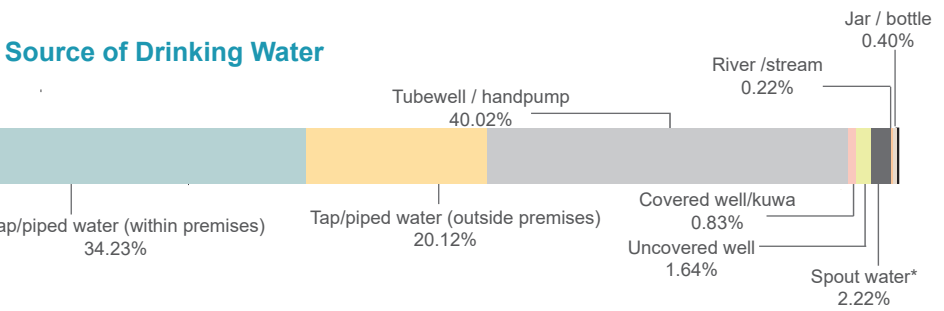
Sex Ratio 95.02

Female 2,544,084

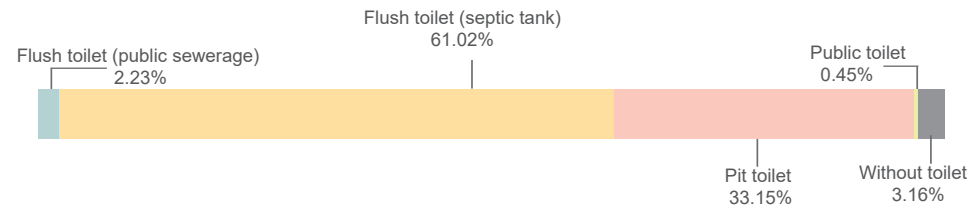


WATER AND SANITATION

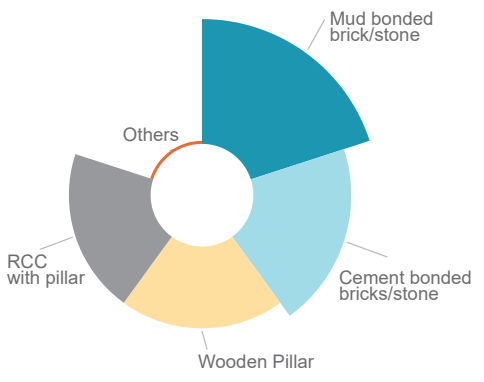
Source of Drinking Water



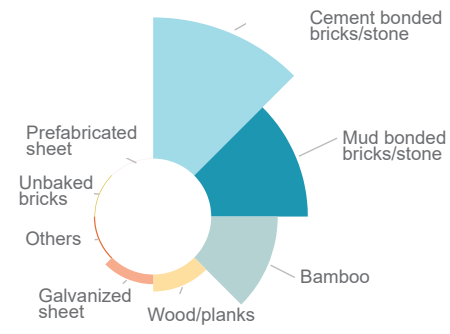
Type of Toilet Used



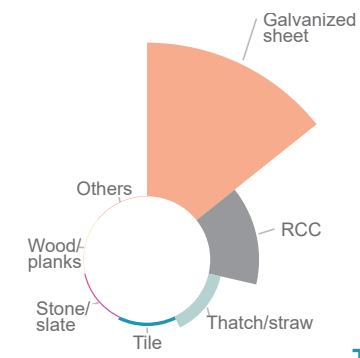
SHELTER



Type of House Foundation



Type of Outer Wall



Type of Roof

HEALTH

Category	Count	Total
Public Health facilities	1,110	Total Public health facilities
Non-Public Health facilities	141	Total Non-public health facilities
Hospitals	31	Total Public Hospitals
Hospitals	74	Total non-public Hospitals

Sources

National Statistics Office, Census 2021 : Population, WASH and Shelter Health : HMIS 2020/21




EDUCATION

Type of school		5,288 Community Schools		1,485 Institutional Schools
----------------	---	-----------------------------------	---	---------------------------------------

	Total number of Teachers (Primary)	28,721	10,589
--	------------------------------------	---------------	---------------

	Total number of Teachers (Secondary)	5,159	4,109
--	--------------------------------------	--------------	--------------

	Total number of Students (Primary)	553,546	281,567
--	------------------------------------	----------------	----------------

	Total number of Students (Secondary)	233,756	72,532
--	--------------------------------------	----------------	---------------

	Literacy Rate %	 86.33%	 73.91%
---	-----------------	--	--

VULNERABLE GROUPS

	WRA	28%	<i>Women of reproductive age (WRA) Estimated based on Census per total female population</i>
--	------------	------------	--

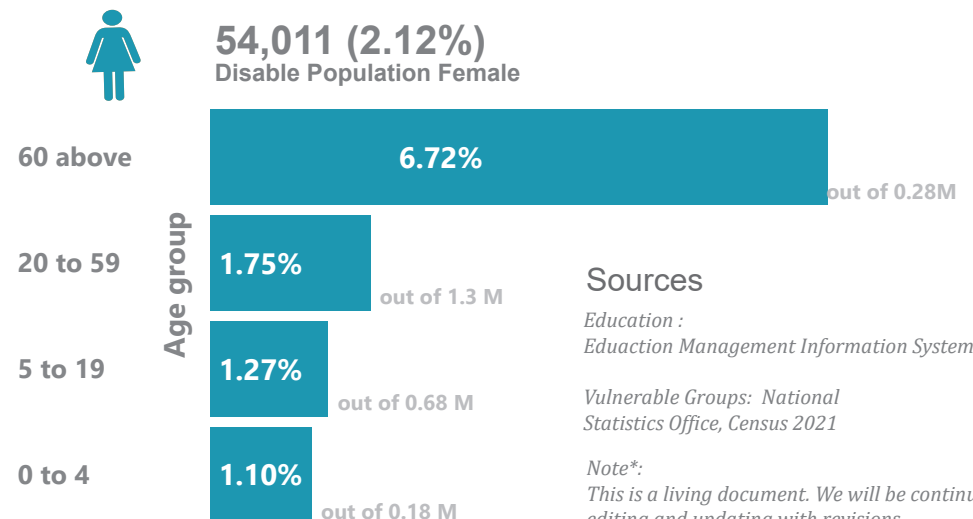
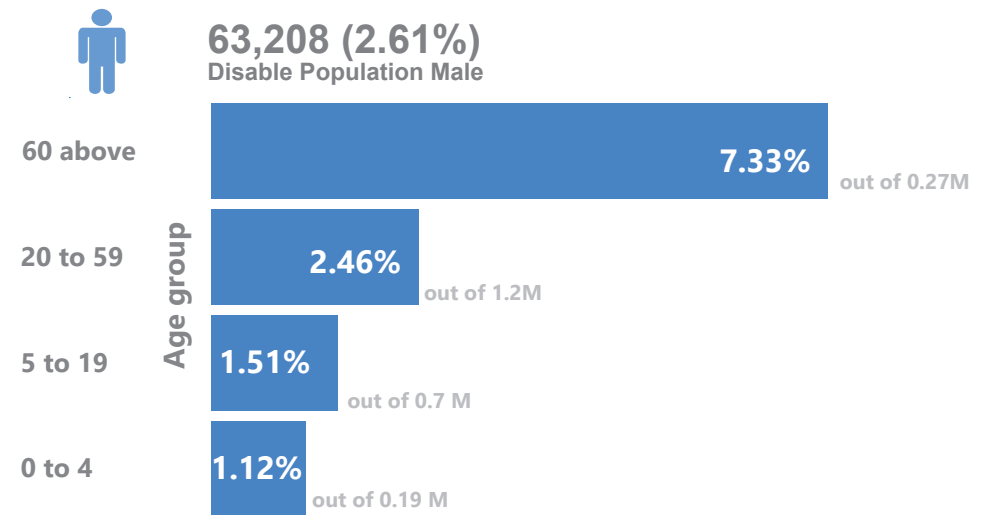
	Expected Pregnancy	02%	<i>Estimated based HMIS projection 2020/21</i>
--	---------------------------	------------	--

	Expected live births	02%	<i>Estimated based HMIS projection 2020/21</i>
--	-----------------------------	------------	--

VULNERABLE GROUPS

	Elderly	 11.28%	 11.15%
---	----------------	---	---

Person with Disabilities by gender and age group



Sources

Education :
Education Management Information System 2021/22

Vulnerable Groups: National
Statistics Office, Census 2021

Note*:
This is a living document. We will be continuously editing and updating with revisions.