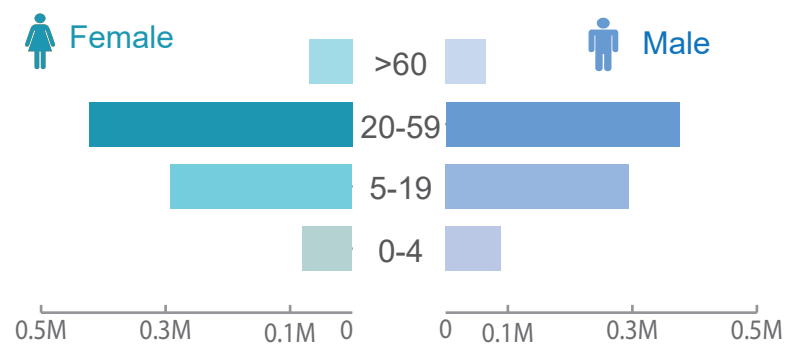
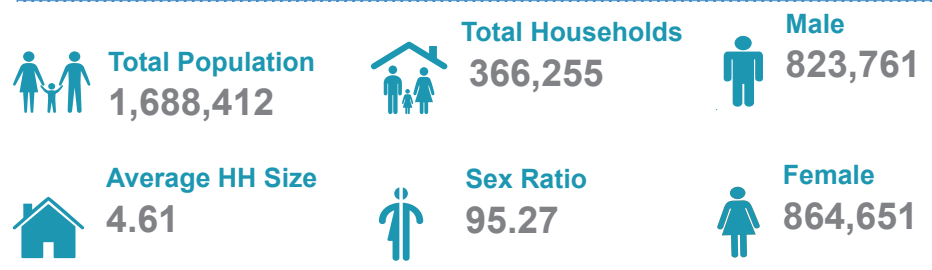
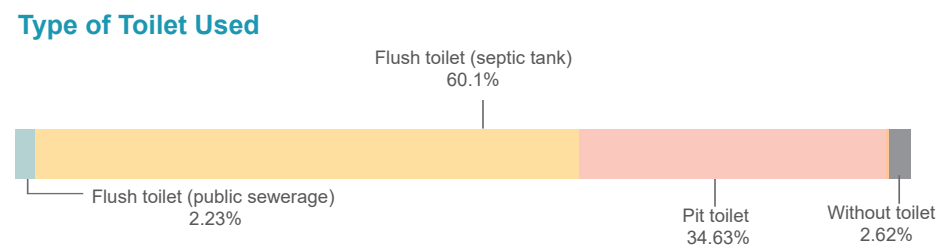
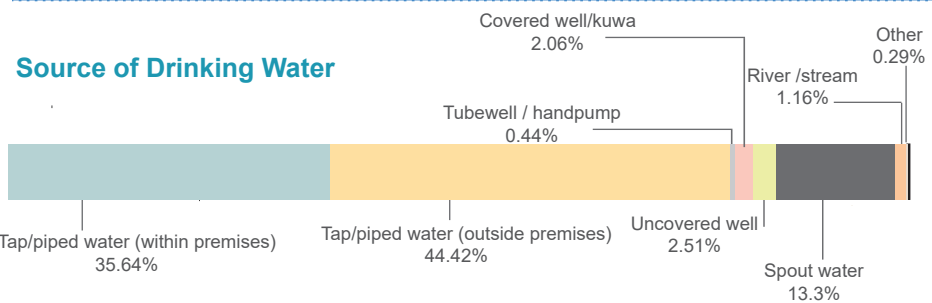


as of census 2021

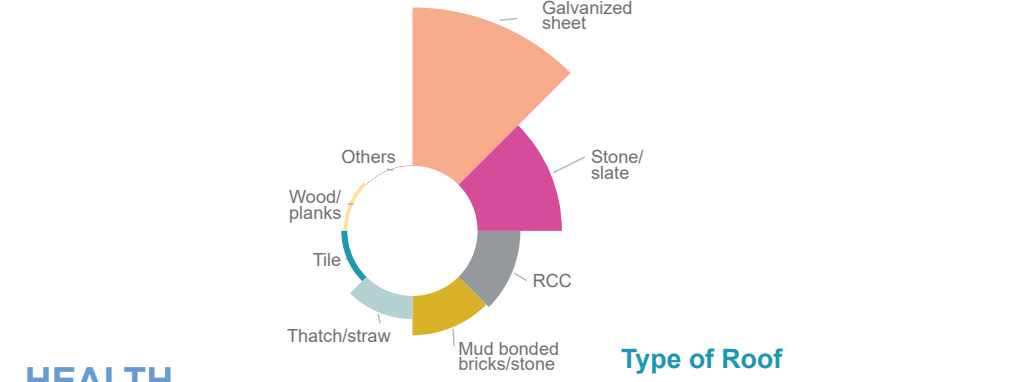

## POPULATION



## WATER AND SANITATION



## SHELTER



## HEALTH



Sources  
National Statistics Office, Census 2021 : Population, WASH and Shelter Health : HMIS 2020/21



## EDUCATION

Type of school	<b>3,034</b> Community Schools	<b>204</b> Institutional Schools
----------------	-----------------------------------	-------------------------------------

Total number of Teachers (Primary)	<b>12,270</b>	<b>1,064</b>
------------------------------------	---------------	--------------

Total number of Teachers (Secondary)	<b>2,179</b>	<b>362</b>
--------------------------------------	--------------	------------

Total number of Students (Primary)	<b>376,682</b>	<b>32,633</b>
------------------------------------	----------------	---------------

Total number of Students (Secondary)	<b>132,167</b>	<b>5,749</b>
--------------------------------------	----------------	--------------

Literacy Rate %	<b>83.71%</b>	<b>70.07%</b>
-----------------	---------------	---------------

## VULNERABLE GROUPS

<b>WRA</b>	<b>28%</b>	<i>Women of reproductive age (WRA) Estimated based on Census per total female population</i>
------------	------------	--

<b>Expected Pregnancy</b>	<b>02%</b>	<i>Estimated based HMIS projection 2020/21</i>
---------------------------	------------	--

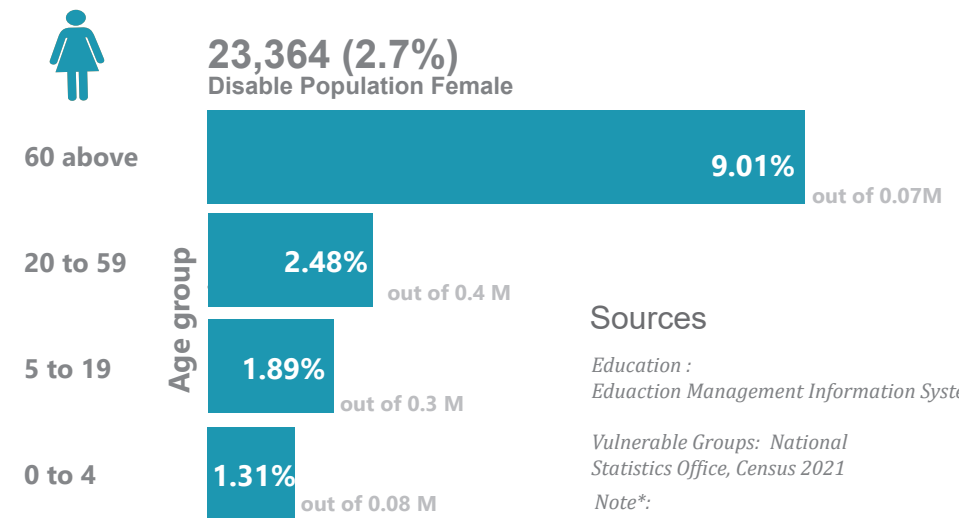
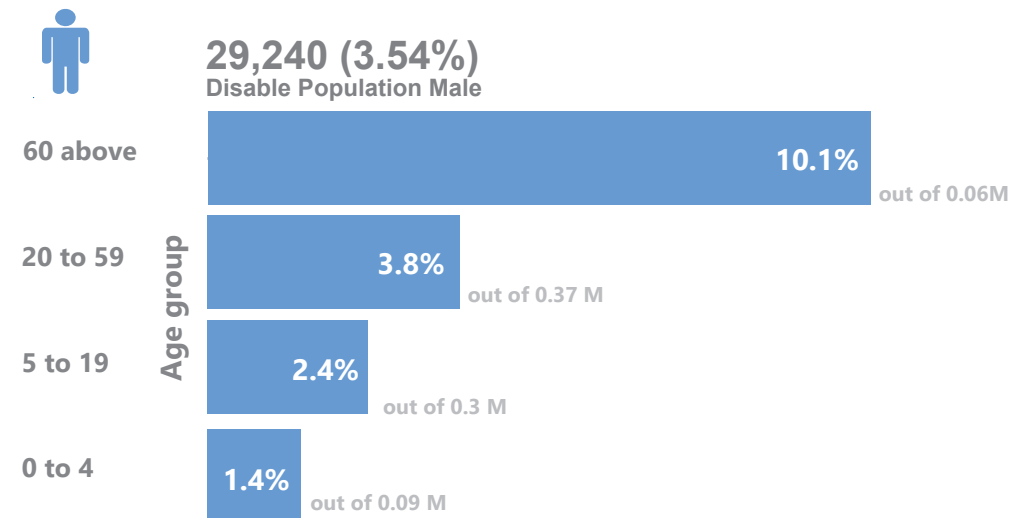
<b>Expected live births</b>	<b>02%</b>	<i>Estimated based HMIS projection 2020/21</i>
-----------------------------	------------	--

Icons : <https://thenounproject.com/>

## VULNERABLE GROUPS

<b>Elderly</b>	<b>7.86%</b>	<b>8.05%</b>
----------------	--------------	--------------

## Person with Disabilities by gender and age group



### Sources

Education :  
Education Management Information System 2021/22

Vulnerable Groups: National  
Statistics Office, Census 2021

Note\*:  
This is a living document. We will be continuously editing and updating with revisions.