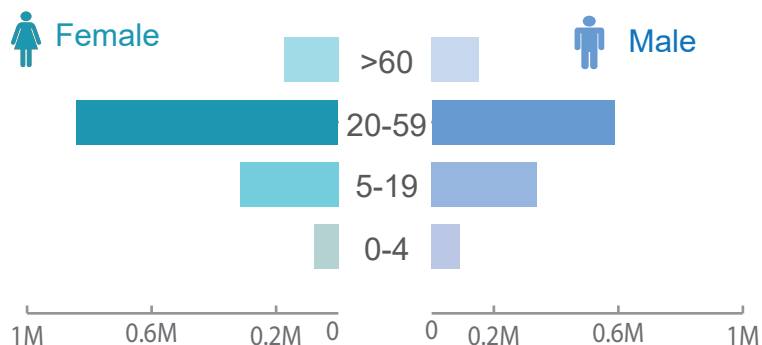


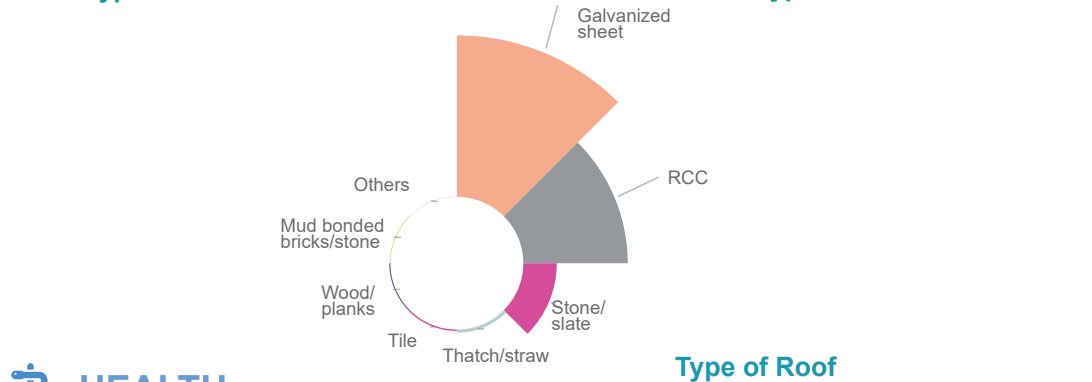
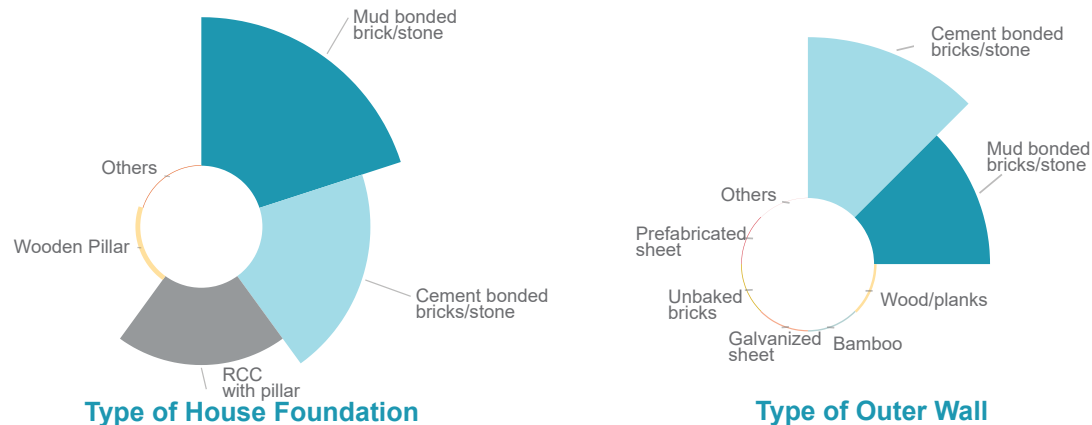


as of census 2021

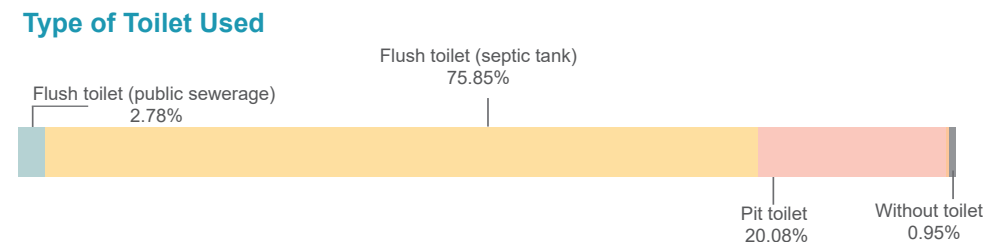
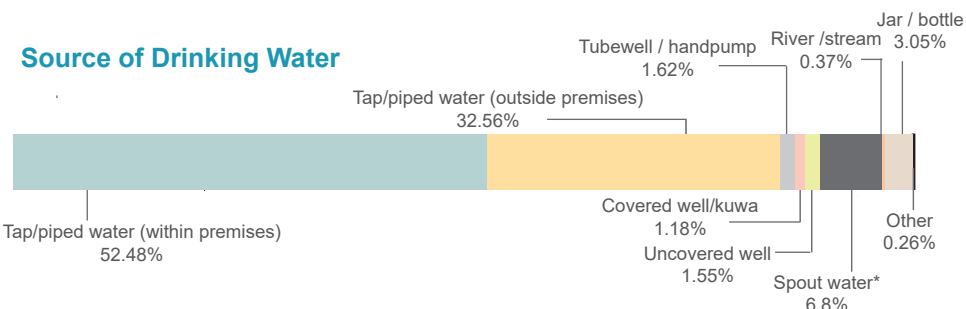
POPULATION



SHELTER



WATER AND SANITATION



HEALTH



Sources

National Statistics Office, Census 2021 : Population, WASH and Shelter Health : HMIS 2020/21




EDUCATION

| | | | | |
|----------------|---|-----------------------------------|---|-------------------------------------|
| Type of school |  | 3,522 Community Schools |  | 582 Institutional Schools |
|----------------|---|-----------------------------------|---|-------------------------------------|

| | | | |
|--|------------------------------------|---------------|--------------|
|  | Total number of Teachers (Primary) | 21,407 | 5,454 |
|--|------------------------------------|---------------|--------------|

| | | | |
|--|--------------------------------------|--------------|--------------|
|  | Total number of Teachers (Secondary) | 4,495 | 2,940 |
|--|--------------------------------------|--------------|--------------|

| | | | |
|--|------------------------------------|----------------|----------------|
|  | Total number of Students (Primary) | 268,822 | 124,706 |
|--|------------------------------------|----------------|----------------|

| | | | |
|--|--------------------------------------|----------------|---------------|
|  | Total number of Students (Secondary) | 130,044 | 39,340 |
|--|--------------------------------------|----------------|---------------|

| | | | |
|---|-----------------|--|--|
|  | Literacy Rate % |  89.34% |  76.31% |
|---|-----------------|--|--|

VULNERABLE GROUPS

| | | | |
|--|------------|------------|--|
|  | WRA | 29% | <i>Women of reproductive age (WRA) Estimated based on Census per total female population</i> |
|--|------------|------------|--|

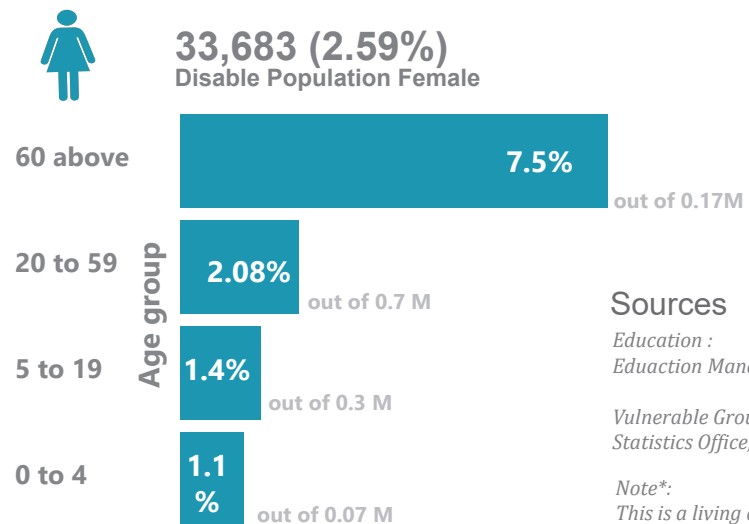
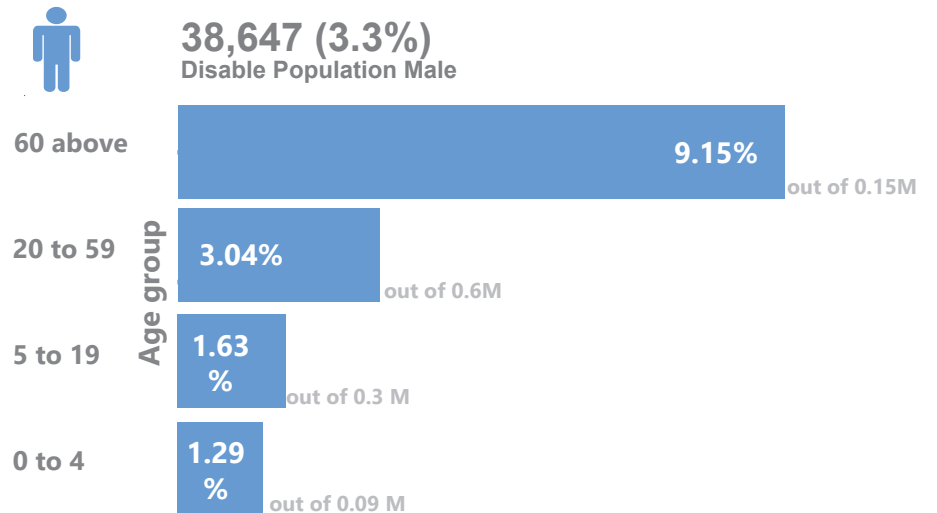
| | | | |
|--|---------------------------|------------|--|
|  | Expected Pregnancy | 02% | <i>Estimated based HMIS projection 2020/21</i> |
|--|---------------------------|------------|--|

| | | | |
|--|-----------------------------|------------|--|
|  | Expected live births | 02% | <i>Estimated based HMIS projection 2020/21</i> |
|--|-----------------------------|------------|--|

VULNERABLE GROUPS

| | | | |
|---|----------------|---|---|
|  | Elderly |  13.09% |  12.44% |
|---|----------------|---|---|

Person with Disabilities by gender and age group



Sources

Education :
Education Management Information System 2021/22

Vulnerable Groups: National
Statistics Office, Census 2021

Note*:
This is a living document. We will be continuously editing and updating with revisions.