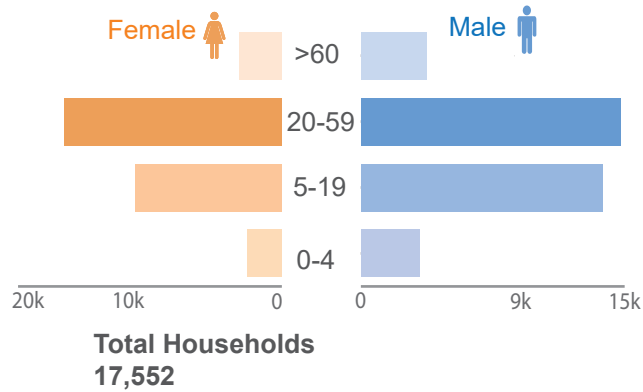
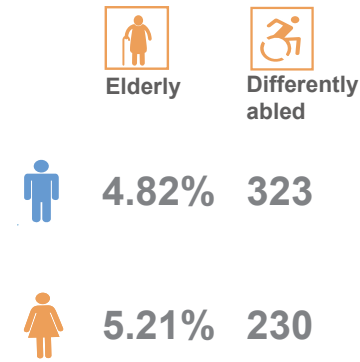
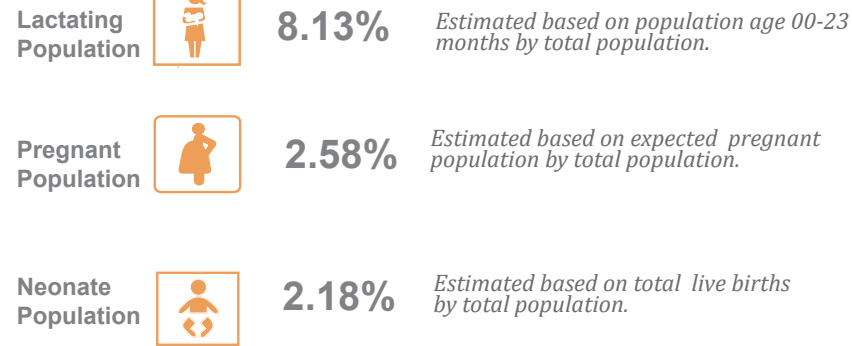


## POPULATION

Male 35,561  
 Female 41,846  
 Average HH Size 4.41  
 Sex Ratio 84.98

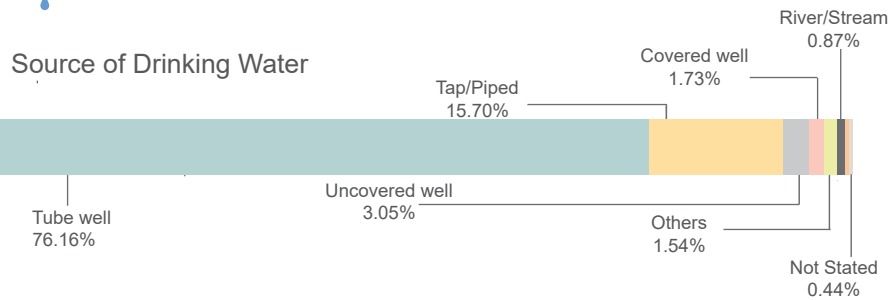


## VULNERABLE GROUPS

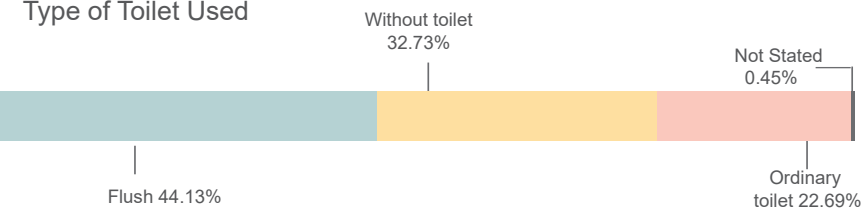


## WATER AND SANITATION

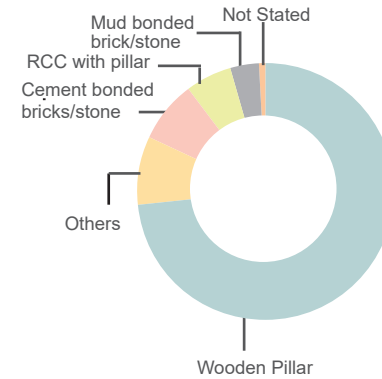
### Source of Drinking Water




### Type of Toilet Used



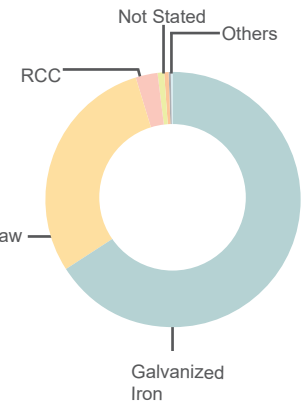
## SHELTER



Type of House Foundation



Type of Outer Wall



Type of Roof

## Sources

Population/WASH/Differently able/Elderly/Shelter/Literacy rate:

Province Summary Population Census 2011

Education (Primary/Secondary schools)

EMIS, 2018/19

Education (Teachers/Students)

EMIS, 2017/18

Vulnerable (Neonate, Pregnant & Lactating) :

Calculated from Annual Report, DoHS (2018/19)

## EDUCATION

Total Primary Schools

30

Total Secondary Schools

29

Total Teachers

954

Total Students

11,614

Literacy Rate %

78.30

61.46