



# GOAL 2



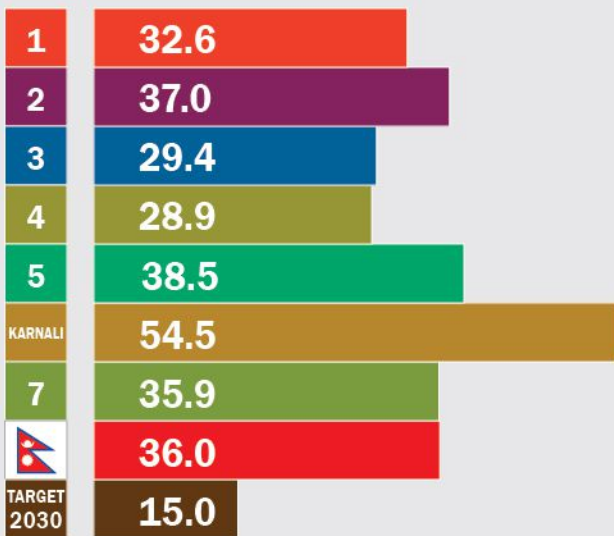
SUSTAINABLE DEVELOPMENT GOALS

## END HUNGER, ACHIEVE FOOD SECURITY AND IMPROVED NUTRITION AND PROMOTE SUSTAINABLE AGRICULTURE

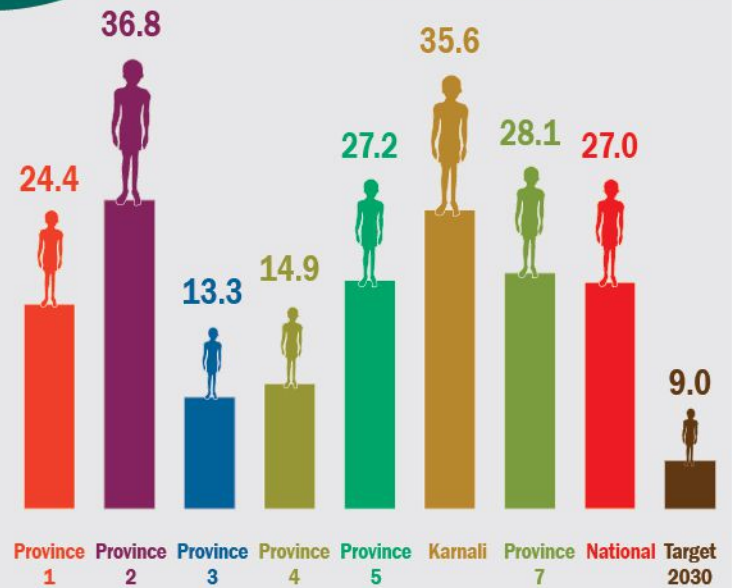


### PREVALENCE OF STUNTING (%)

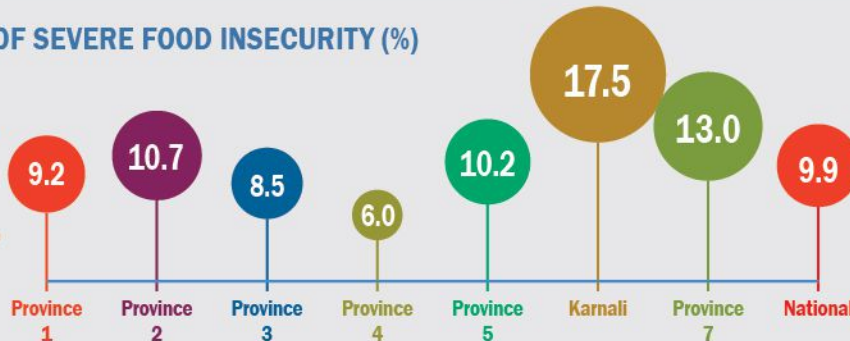
#### PROVINCES



### UNDERWEIGHT PREVALENCE (%)



### PREVALENCE OF SEVERE FOOD INSECURITY (%)



#### NATIONAL TARGET BY 2030

Prevalence of stunting **15%**  
 Underweight prevalence **9%**  
 Prevalence of severe food insecurity **NA**

#### PROVINCES AND NATIONAL

Indicators	1	2	3	4	5	Karnali	7	Nepal	Target 2030
Prevalence of stunting (under 5 years) % <sup>1</sup>	32.6	37.0	29.4	28.9	38.5	54.5	35.9	36.0	15.0
Underweight prevalence (under 5 years) % <sup>2</sup>	24.4	36.8	13.3	14.9	27.2	35.6	28.1	27.0	9.0
Prevalence of severe food insecurity (HFIAS) % <sup>3</sup>	9.2	10.7	8.5	6.0	10.2	17.5	13.0	9.9	NA



Sources :<sup>1&2</sup> Provincial level data collected from Nepal Demographic and Health Survey 2016. National level data from Nepal's SDG status & Roadmap : 2016-2030.  
<sup>3</sup> Provincial and National level data collected from Nepal Demographic and Health Survey 2016.